

ACI Racing Weekend Vallelunga, 15-16 Giugno 2024

Campionato Italiano GT Endurance - Classifica Qualifying 1 GT3

Vallelunga 4.085 m

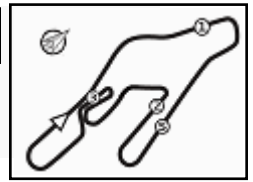
1 / 2

No. Driver	Nat	Entrant	Team	Car	Class	Time	Gap	Rel.	Laps
1 27 FISICHELLA Giancarlo	ITA	Scuderia Baldini	Scuderia Baldini	Ferrari 296	GT3-GT3Pf	1'31.529			4
2 7 COMANDINI Stefano	ITA	BMW Italia Ceccato Racing	BMW Italia Ceccato Racing	BMW G82 M4	GT3-GT3Pf	1'31.879	0.350	0.350	5
3 17 GALBIATI Kikko	ITA	EF Racing	EF Racing	Porsche 911 R 992	GT3-GT3Pf	1'32.042	0.513	0.163	5
4 19 LIBERATI Edoardo	ITA	VSR	VSR	Lamborghini Huracán EVO 2	GT3-GT3Pf	1'32.060	0.531	0.018	4
5 12 DELLI GUANTI Pietro	ITA	Tresor Audi Sport Italia	Tresor Audi Sport Italia	Audi R8 LMS	GT3-GT3Pf	1'32.103	0.574	0.043	4
6 51 DONNO Eliseo	ITA	AF Corse	AF Corse	Ferrari 488	GT3-GT3Pf	1'32.270	0.741	0.167	4
7 63 GUIDETTI Jacopo	ITA	VSR	VSR	Lamborghini Huracán EVO 2	GT3-GT3Pf	1'32.586	1.057	0.316	4
8 50 GAI Stefano	ITA	AF Corse	AF Corse	Ferrari 296	GT3-GT3Pf	1'32.602	1.073	0.016	5
9 66 STADSBADER Gilles	BEL	VSR	VSR	Lamborghini Huracán EVO 2	GT3-GT3Pf	1'32.724	1.195	0.122	4
10 16 BENCIVENNI Filippo	ITA	AKM Motorsport	AKM Motorsport	Mercedes AMG	GT3-GT3Pf	1'32.785	1.256	0.061	4
11 75 COLAVITA Leonardo	ITA	Double TT Racing	Double TT Racing	Ferrari 488	GT3-GT3AI	1'32.801	1.272	0.016	5
12 8 CASSARÀ Marco	ITA	BMW Italia Ceccato Racing	BMW Italia Ceccato Racing	BMW G82 M4	GT3-GT3Pf	1'32.924	1.395	0.123	5
13 55 SCARPETTA Vincenzo	ITA	Nova Race Events	Nova Race Events	Honda NSX Acura	GT3-GT3Pf	1'33.386	1.857	0.462	3
14 33 SPENGLER Florian	DEU	Auto Sport Racing	Star Performance	Lamborghini Huracán EVO 2	GT3-GT3AI	1'33.393	1.864	0.007	4
15 85 DELEDDA Alessio	ITA	Imperiale Sport Car Service	Imperiale Sport Car Service	Lamborghini Huracán EVO 2	GT3-GT3Pf	1'33.430	1.901	0.037	4
16 5 LORENZO Jorge	ESP	L&A Infinity	L&A Infinity	Aston Martin Vantage AMR	GT3-GT3Pf	1'33.555	2.026	0.125	5
17 28 MARCHETTI Alessandro	ITA	Nova Race Events	Nova Race Events	Mercedes AMG	GT3-GT3AI	1'33.996	2.467	0.441	5
18 77 MAGNONI Luca	ITA	Nova Race Events	Nova Race Events	Honda NSX Acura	GT3-GT3AI	1'34.499	2.970	0.503	5
19 54 FASCICOLO Giuseppe	ITA	Imperiale Sport Car Service	Imperiale Sport Car Service	Lamborghini Huracán EVO 2	GT3-GT3AI	1'34.734	3.205	0.235	5
20 99 VAN BERLO Glenn	NLD	Tresor Audi Sport Italia	Tresor Audi Sport Italia	Audi R8 LMS	GT3-GT3Pf	1'37.807	6.278	3.073	2
21 32 MUR Sandro	HRV	Auto Sport Racing	Star Performance	Lamborghini Huracán EVO 2	GT3-GT3AI	1'38.322	6.793	0.515	4

Humidity:	37%	AIR	25°C
Condition:	DRY	Track	37°C

Stewards : Valerio Brizzolari Gabriele Lancieri Roberto Sardelli

15/06/2024	Start 18:50	End 19:00
------------	----------------	--------------



ACI Racing Weekend Vallelunga, 15-16 Giugno 2024

Campionato Italiano GT Endurance - Classifica Qualifying 1 GT3

Penalty and Infringement

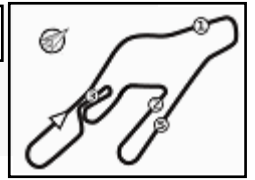
19.21	66	VSR	Time deleted (1'32.639) - Yellow Flags
19.22	16	AKM Motorsport	Time deleted (1'32.561) - Yellow Flags
19.23	51	AF Corse	Time deleted (1'32.057) - Yellow Flags

Fastest Laps Sequence

No.	Entrant	Nat	Team	Car	Local Time	Time	Gap	Avg
7	S. COMANDINI	ITA	BMW Italia Ceccato Racing	BMW G82 M4	18:53'24.898	1'32.500		158,984
27	G. FISICHELLA	MCO	Scuderia Baldini	Ferrari 296	18:53'32.973	1'31.988	-0.512	159,869
7	S. COMANDINI	ITA	BMW Italia Ceccato Racing	BMW G82 M4	18:54'56.777	1'31.879	-0.109	160,058
27	G. FISICHELLA	MCO	Scuderia Baldini	Ferrari 296	18:55'04.502	1'31.529	-0.350	160,670

Stewards : Valerio Brizzolari Gabriele Lancieri Roberto Sardelli

15/06/2024 Start 18:50 End 19:00



ACI Racing Weekend Vallelunga, 15-16 Giugno 2024

Campionato Italiano GT Endurance - Best Sectors & Speed Qualifying 1 GT3

Vallelunga 4.085 m

BEST LAP

1	27 FISICHELLA Giancarlo	Ferrari 296	1'31.529
2	7 COMANDINI Stefano	BMW G82 M4	1'31.879
3	17 GALBIATI Kikko	Porsche 911 R 992	1'32.042
4	19 LIBERATI Edoardo	Lamborghini Huracán EVO 2	1'32.060
5	12 DELLI GUANTI Pietro	Audi R8 LMS	1'32.103
6	51 DONNO Eliseo	Ferrari 488	1'32.270
7	63 GUIDETTI Jacopo	Lamborghini Huracán EVO 2	1'32.586
8	50 GAI Stefano	Ferrari 296	1'32.602
9	66 STADSBADER Gilles	Lamborghini Huracán EVO 2	1'32.724
10	16 BENCIVENNI Filippo	Mercedes AMG	1'32.785
11	75 COLAVITA Leonardo	Ferrari 488	1'32.801
12	8 CASSARÀ Marco	BMW G82 M4	1'32.924
13	55 SCARPETTA Vincenzo	Honda NSX Acura	1'33.386
14	33 SPENGLER Florian	Lamborghini Huracán EVO 2	1'33.393
15	85 DELEDDA Alessio	Lamborghini Huracán EVO 2	1'33.430
16	5 LORENZO Jorge	Aston Martin Vantage AMR	1'33.555
17	28 MARCHETTI Alessandro	Mercedes AMG	1'33.996
18	77 MAGNONI Luca	Honda NSX Acura	1'34.499
19	54 FASCICOLO Giuseppe	Lamborghini Huracán EVO 2	1'34.734
20	99 VAN BERLO Glenn	Audi R8 LMS	1'37.807
21	32 MUR Sandro	Lamborghini Huracán EVO 2	1'38.322

SPEED

1	51 DONNO Eliseo	Ferrari 488	241,1
2	55 SCARPETTA Vincenzo	Honda NSX Acura	238,4
3	54 FASCICOLO Giuseppe	Lamborghini Huracán EVO 2	237,9
4	75 COLAVITA Leonardo	Ferrari 488	237,9
5	7 COMANDINI Stefano	BMW G82 M4	237,4
6	8 CASSARÀ Marco	BMW G82 M4	237,4
7	33 SPENGLER Florian	Lamborghini Huracán EVO 2	236,8
8	19 LIBERATI Edoardo	Lamborghini Huracán EVO 2	236,8
9	85 DELEDDA Alessio	Lamborghini Huracán EVO 2	236,3
10	99 VAN BERLO Glenn	Audi R8 LMS	235,8
11	66 STADSBADER Gilles	Lamborghini Huracán EVO 2	234,8
12	77 MAGNONI Luca	Honda NSX Acura	234,3
13	63 GUIDETTI Jacopo	Lamborghini Huracán EVO 2	233,8
14	12 DELLI GUANTI Pietro	Audi R8 LMS	233,8
15	5 LORENZO Jorge	Aston Martin Vantage AMR	233,3
16	16 BENCIVENNI Filippo	Mercedes AMG	232,8
17	32 MUR Sandro	Lamborghini Huracán EVO 2	232,3
18	27 FISICHELLA Giancarlo	Ferrari 296	231,8
19	50 GAI Stefano	Ferrari 296	231,3
20	17 GALBIATI Kikko	Porsche 911 R 992	230,8
21	28 MARCHETTI Alessandro	Mercedes AMG	230,3

SEG. 1

1	7 COMANDINI Stefano	11.880
2	63 GUIDETTI Jacopo	11.943
3	19 LIBERATI Edoardo	11.955
4	51 DONNO Eliseo	11.956
5	8 CASSARÀ Marco	11.981
6	12 DELLI GUANTI Pietro	11.983
7	27 FISICHELLA Giancarlo	11.986
8	75 COLAVITA Leonardo	12.020
9	66 STADSBADER Gilles	12.025
10	17 GALBIATI Kikko	12.076
11	99 VAN BERLO Glenn	12.095
12	16 BENCIVENNI Filippo	12.146
13	5 LORENZO Jorge	12.151
14	50 GAI Stefano	12.184
15	55 SCARPETTA Vincenzo	12.222
16	85 DELEDDA Alessio	12.245
17	33 SPENGLER Florian	12.252
18	77 MAGNONI Luca	12.254
19	28 MARCHETTI Alessandro	12.257
20	54 FASCICOLO Giuseppe	12.462
21	32 MUR Sandro	12.859

SEG. 2

1	7 COMANDINI Stefano	31.676
2	27 FISICHELLA Giancarlo	31.691
3	12 DELLI GUANTI Pietro	31.710
4	19 LIBERATI Edoardo	31.811
5	17 GALBIATI Kikko	31.814
6	51 DONNO Eliseo	31.882
7	50 GAI Stefano	31.906
8	99 VAN BERLO Glenn	31.920
9	8 CASSARÀ Marco	31.925
10	75 COLAVITA Leonardo	31.966
11	16 BENCIVENNI Filippo	31.988
12	66 STADSBADER Gilles	31.988
13	63 GUIDETTI Jacopo	32.042
14	33 SPENGLER Florian	32.106
15	55 SCARPETTA Vincenzo	32.163
16	85 DELEDDA Alessio	32.211
17	5 LORENZO Jorge	32.252
18	77 MAGNONI Luca	32.279
19	54 FASCICOLO Giuseppe	32.505
20	28 MARCHETTI Alessandro	32.595
21	32 MUR Sandro	33.431

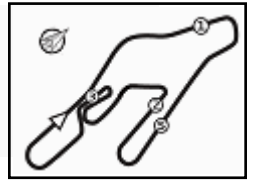
SEG. 3

1	27 FISICHELLA Giancarlo	28.080
2	51 DONNO Eliseo	28.111
3	50 GAI Stefano	28.140
4	17 GALBIATI Kikko	28.159
5	63 GUIDETTI Jacopo	28.279
6	12 DELLI GUANTI Pietro	28.318
7	19 LIBERATI Edoardo	28.331
8	16 BENCIVENNI Filippo	28.344
9	66 STADSBADER Gilles	28.355
10	7 COMANDINI Stefano	28.364
11	75 COLAVITA Leonardo	28.527
12	28 MARCHETTI Alessandro	28.535
13	55 SCARPETTA Vincenzo	28.568
14	85 DELEDDA Alessio	28.584
15	5 LORENZO Jorge	28.674
16	33 SPENGLER Florian	28.685
17	8 CASSARÀ Marco	28.718
18	54 FASCICOLO Giuseppe	28.779
19	77 MAGNONI Luca	28.795
20	32 MUR Sandro	30.170
21	99 VAN BERLO Glenn	31.380

SEG. 4

1	27 FISICHELLA Giancarlo	19.772
2	19 LIBERATI Edoardo	19.924
3	17 GALBIATI Kikko	19.947
4	12 DELLI GUANTI Pietro	19.953
5	7 COMANDINI Stefano	19.959
6	51 DONNO Eliseo	20.013
7	16 BENCIVENNI Filippo	20.048
8	66 STADSBADER Gilles	20.079
9	50 GAI Stefano	20.104
10	63 GUIDETTI Jacopo	20.136
11	33 SPENGLER Florian	20.151
12	75 COLAVITA Leonardo	20.167
13	8 CASSARÀ Marco	20.172
14	85 DELEDDA Alessio	20.212
15	55 SCARPETTA Vincenzo	20.236
16	5 LORENZO Jorge	20.303
17	99 VAN BERLO Glenn	20.327
18	77 MAGNONI Luca	20.443
19	28 MARCHETTI Alessandro	20.609
20	54 FASCICOLO Giuseppe	20.678
21	32 MUR Sandro	21.592





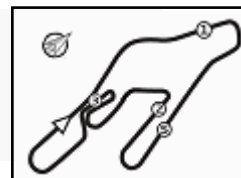
ACI Racing Weekend Vallelunga, 15-16 Giugno 2024

Campionato Italiano GT Endurance - Ideal Time Qualifying 1 GT3

Vallelunga 4.085 m

No. Driver Entrant	Car	Seg. 1 Diff. 1	Seg. 2 Diff. 2	Seg. 3 Diff. 3	Seg. 4 Diff. 4	Ideal Time		
						Best Lap	Pos.	Diff.
1 27 FISICHELLA G. (ITA) SCUDERIA BALDINI	Ferrari 296	11.986	31.691	28.080	19.772	1'31.529		1
2 7 COMANDINI S. (ITA) BMW ITALIA CECCATO RACING	BMW G82 M4	11.880	31.676	28.364	19.959	1'31.879		2
3 51 DONNO E. (ITA) AF CORSE	Ferrari 488	11.956 +0.101	31.882 +0.096	28.111	20.013 +0.111	1'31.962		6 0.308
4 12 DELLI GUANTI P. (ITA) TRESOR AUDI SPORT ITALIA	Audi R8 LMS	11.983 +0.011	31.710	28.318	19.953 +0.128	1'31.964		5 0.139
5 17 GALBIATI K. (ITA) EF RACING	Porsche 911 R 992	12.076 +0.039	31.814	28.159	19.947 +0.007	1'31.996		3 0.046
6 19 LIBERATI E. (ITA) VSR	Lamborghini Huracán EVO 2	11.955 +0.039	31.811	28.331	19.924	1'32.021		4 0.039
7 50 GAI S. (ITA) AF CORSE	Ferrari 296	12.184 +0.030	31.906 +0.114	28.140	20.104 +0.124	1'32.334		8 0.268
8 63 GUIDETTI J. (ITA) VSR	Lamborghini Huracán EVO 2	11.943 +0.058	32.042 +0.128	28.279	20.136	1'32.400		7 0.186
9 66 STADSBADE G. (BEL) VSR	Lamborghini Huracán EVO 2	12.025 +0.115	31.988 +0.162	28.355	20.079	1'32.447		9 0.277
10 16 BENCIVENNI F. (ITA) AKM MOTORSPORT	Mercedes AMG	12.146 +0.034	31.988 +0.225	28.344	20.048	1'32.526		10 0.259
11 75 COLAVITA L. (ITA) DOUBLE TT RACING	Ferrari 488	12.020	31.966	28.527	20.167 +0.121	1'32.680		11 0.121
12 8 CASSARÀ M. (ITA) BMW ITALIA CECCATO RACING	BMW G82 M4	11.981 +0.012	31.925	28.718 +0.072	20.172 +0.044	1'32.796		12 0.128
13 55 SCARPETTA V. (ITA) NOVA RACE EVENTS	Honda NSX Acura	12.222	32.163	28.568 +0.085	20.236 +0.112	1'33.189		13 0.197
14 33 SPENGLER F. (DEU) AUTO SPORT RACING	Lamborghini Huracán EVO 2	12.252 +0.023	32.106 +0.176	28.685	20.151	1'33.194		14 0.199
15 85 DELEDDA A. (ITA) IMPERIALE SPORT CAR SERVICE	Lamborghini Huracán EVO 2	12.245 +0.044	32.211 +0.134	28.584	20.212	1'33.252		15 0.178
16 5 LORENZO J. (ESP) L&A INFINITY	Aston Martin Vantage AMR	12.151 +0.045	32.252 +0.130	28.674	20.303	1'33.380		16 0.175
17 77 MAGNONI L. (ITA) NOVA RACE EVENTS	Honda NSX Acura	12.254 +0.140	32.279 +0.336	28.795 +0.108	20.443 +0.144	1'33.771		18 0.728
18 28 MARCHETTI A. (ITA) NOVA RACE EVENTS	Mercedes AMG	12.257	32.595	28.535	20.609	1'33.996		17
19 54 FASCICOLO G. (ITA) IMPERIALE SPORT CAR SERVICE	Lamborghini Huracán EVO 2	12.462 +0.091	32.505 +0.219	28.779	20.678	1'34.424		19 0.310
20 99 VAN BERLO G. (NLD) TRESOR AUDI SPORT ITALIA	Audi R8 LMS	12.095 +0.612	31.920 +0.872	31.380 +0.601	20.327	1'35.722		20 2.085
21 32 MUR S. (HRV) AUTO SPORT RACING	Lamborghini Huracán EVO 2	12.859 +0.042	33.431 +0.182	30.170 +0.046	21.592	1'38.052		21 0.270
Overall Ideal Time		11.880	31.676	28.080	19.772	1'31.408		





ACI Racing Weekend Vallelunga, 15-16 Giugno 2024

Campionato Italiano GT Endurance - Analisi Tempi Qualifying 1 GT3

Vallelunga 4.085 m

1 / 2

5 L&A Infinity (1'33.555)

Lap	Seg.1	Seg.2	Seg.3	Seg.4	Lap Time	km/h	Local Time
Jorge Lorenzo							
1							
2	18.825	37.098	29.386	20.444	1'45.753P	223,6	18:52'31.985
3	12.301	32.813	28.956	20.377	1'34.447	230,3	18:54'06.432
4	12.155	32.406	28.780	20.429	1'33.770	231,8	18:55'40.202
5	12.196	32.382	28.674	20.303	1'33.555	233,3	18:57'13.757
6	12.151	32.252	28.927	20.328	1'33.658C	233,3	18:58'47.415
7	18.396	45.312				150,4	

7	12.157	40.083	34.463				177,9
---	--------	--------	--------	--	--	--	-------

19 VSR (1'32.060)

Lap	Seg.1	Seg.2	Seg.3	Seg.4	Lap Time	km/h	Local Time
Edoardo Liberati							
1							
2	17.643	33.572	30.928	20.486	1'42.629P	230,3	18:53'23.573
3	11.994	31.811	28.331	19.924	1'32.060	235,3	18:54'55.633
4	11.955	31.913	28.338	21.448	1'33.654	235,8	18:56'29.287
5	11.959	31.865	28.560	20.094	1'32.478	236,8	18:58'01.765
6	12.000	35.046	42.761			235,3	

7 BMW Italia Ceccato Racing (1'31.879)

Lap	Seg.1	Seg.2	Seg.3	Seg.4	Lap Time	km/h	Local Time
Stefano Comandini							
1							
2	16.444	34.774	34.663	20.966	1'46.847P	220,4	18:51'52.398
3	12.066	31.916	28.399	20.119	1'32.500	234,8	18:53'24.898
4	11.880	31.676	28.364	19.959	1'31.879	235,8	18:54'56.777
5	11.932	32.060	28.402	20.367	1'32.761	234,3	18:56'29.538
6	12.016	31.928	36.687	21.336	1'41.967	237,4	18:58'11.505
7	11.960	36.921	38.056			190,5	

27 Scuderia Baldini (1'31.529)

Lap	Seg.1	Seg.2	Seg.3	Seg.4	Lap Time	km/h	Local Time
Giancarlo Fisichella							
1							
2	17.032	35.184	38.105	21.199	1'51.520P	226,4	18:52'00.985
3	12.004	31.716	28.251	20.017	1'31.988	231,8	18:53'32.973
4	11.986	31.691	28.080	19.772	1'31.529	231,3	18:55'04.502
5	12.001	31.791	31.439	20.870	1'36.101	230,8	18:56'40.603
6	12.033	31.787	30.244			230,8	

8 BMW Italia Ceccato Racing (1'32.924)

Lap	Seg.1	Seg.2	Seg.3	Seg.4	Lap Time	km/h	Local Time
Marco Cassarà							
1							
2	16.577	34.257	34.169	21.284	1'46.287P	220,0	18:51'53.698
3	12.137	32.085	28.718	20.482	1'33.422	236,8	18:53'27.120
4	11.993	31.925	28.790	20.216	1'32.924	237,4	18:55'00.044
5	11.993	31.984	28.822	20.172	1'32.971	237,4	18:56'33.015
6	11.981	32.252	28.896	20.279	1'33.408	236,8	18:58'06.423
7	12.024	34.434	44.952			236,8	

28 Nova Race Events (1'33.996)

Lap	Seg.1	Seg.2	Seg.3	Seg.4	Lap Time	km/h	Local Time
Alessandro Marchetti							
1							
2	18.495	39.205	33.938	21.793	1'53.431P	168,2	18:52'08.042
3	12.403	32.725	28.781	20.825	1'34.734	230,3	18:53'42.776
4	12.257	32.595	28.535	20.609	1'33.996	229,8	18:55'16.772
5	16.210	37.762	31.856	20.797	1'46.625	223,1	18:57'03.397
6	12.434	32.892	29.093	20.618	1'35.037C	229,8	18:58'38.434
7	17.812	46.619	37.822			185,2	

12 Tresor Audi Sport Italia (1'32.103)

Lap	Seg.1	Seg.2	Seg.3	Seg.4	Lap Time	km/h	Local Time
Pietro Delli Guanti							
1							
2	17.359	34.075	35.241	20.376	1'47.051P	227,8	18:52'39.072
3	12.088	31.782	28.350	19.953	1'32.173	232,8	18:54'11.245
4	11.994	31.710	28.318	20.081	1'32.103	233,8	18:55'43.348
5	11.983	35.515	32.782	20.222	1'40.502	232,3	18:57'23.850
6	12.050	31.876	28.171			231,8	

32 Auto Sport Racing (1'33.322)

Lap	Seg.1	Seg.2	Seg.3	Seg.4	Lap Time	km/h	Local Time
Sandro Mur							
1							
2	21.772	36.656	32.070	23.361	1'53.859P	220,9	18:52'47.584
3	13.263	34.441	30.170	21.916	1'39.790	228,3	18:54'27.374
4	12.901	33.613	30.216	21.592	1'33.322	227,8	18:56'05.696
5	12.859	33.431	30.446	21.628	1'38.364	228,3	18:57'44.060
6	13.456	33.592	33.973			232,3	

16 AKM Motorsport (1'32.785)

Lap	Seg.1	Seg.2	Seg.3	Seg.4	Lap Time	km/h	Local Time
Filippo Bencivenni							
1							
2	17.728	36.574	32.933	20.482	1'47.717P	191,8	18:53'15.989
3	12.180	32.213	28.344	20.048	1'32.785	231,3	18:54'48.774
4	12.146	32.348	28.534	20.151	1'33.179	231,3	18:56'21.953
5	12.163	31.988	28.424	19.986	1'32.561C	232,8	18:57'54.514
6	12.197	32.054	36.932			231,8	

33 Auto Sport Racing (1'33.393)

Lap	Seg.1	Seg.2	Seg.3	Seg.4	Lap Time	km/h	Local Time
Florian Spengler							
1							
2	19.235	34.433	33.416	20.333	1'47.417P	234,8	18:52'42.125
3	12.270	33.741	28.712	20.256	1'34.979	230,3	18:54'17.104
4	12.275	32.282	28.685	20.151	1'33.393	235,3	18:55'50.497
5	12.257	33.181	31.582	20.531	1'37.551	234,3	18:57'28.048
6	12.252	32.106	29.217			236,8	

17 EF Racing (1'32.042)

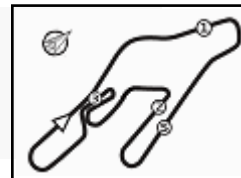
Lap	Seg.1	Seg.2	Seg.3	Seg.4	Lap Time	km/h	Local Time
Kikko Galbiati							
1							
2	18.482	36.573	36.112	21.252	1'52.419P	187,5	18:52'16.551
3	12.310	32.089	28.237	20.143	1'32.779	229,8	18:53'49.330
4	12.115	31.814	28.159	19.954	1'32.042	229,8	18:55'21.372
5	12.121	34.415	30.066	20.320	1'36.922	223,6	18:56'58.294
6	12.076	31.883	28.228	19.947	1'32.134	230,8	18:58'30.428

50 AF Corse (1'32.602)

Lap	Seg.1	Seg.2	Seg.3	Seg.4	Lap Time	km/h	Local Time
Stefano Gai							
1							
2	18.384	38.056	34.738	23.134	1'54.312P	206,1	18:52'11.348
3	12.452	32.302	28.231	20.104	1'33.089	231,3	18:53'44.437
4	12.244	31.906	28.300	20.231	1'32.681	231,3	18:55'17.118
5	12.214	32.020	28.140	20.228	1'32.602	230,8	18:56'49.720
6	12.184	31.975	28.336	20.189	1'32.684	230,3	18:58'22.404

15/06/2024

P = Pits In/Out - C = Lap Time Cancelled



ACI Racing Weekend Vallelunga, 15-16 Giugno 2024

Campionato Italiano GT Endurance - Analisi Tempi Qualifying 1 GT3

7 12.140 34.640 33.634 229,3

51 AF Corse (1'32.270)								77 Nova Race Events (1'34.499)							
Lap	Seg.1	Seg.2	Seg.3	Seg.4	Lap Time	km/h	Local Time	Lap	Seg.1	Seg.2	Seg.3	Seg.4	Lap Time	km/h	Local Time
Eliseo Donno								Luca Magnoni							
1								1							
2	17.608	34.439	30.815	21.180	1'44.042P	221,8	18:53'10.972	2	19.876	35.868	30.042	21.248	1'47.034P	228,3	18:52'26.827
3	12.057	31.978	28.111	20.124	1'32.270	237,4	18:54'43.242	3	12.377	32.952	28.795	20.443	1'34.567	233,3	18:54'01.394
4	12.702	40.126	30.711	20.013	1'43.552	206,1	18:56'26.794	4	12.439	32.759	28.928	20.511	1'34.637	233,8	18:55'36.031
5	11.956	31.882	28.349	19.870	1'32.057C	241,1	18:57'58.851	5	12.394	32.615	28.903	20.587	1'34.499	234,3	18:57'10.530
6	11.975	34.383	33.932			235,3		6	12.254	32.279	28.977	20.970	1'34.480C	234,3	18:58'45.010
								7	20.317	44.851				169,5	

54 Imperiale Sport Car Service (1'34.734)								85 Imperiale Sport Car Service (1'33.430)							
Lap	Seg.1	Seg.2	Seg.3	Seg.4	Lap Time	km/h	Local Time	Lap	Seg.1	Seg.2	Seg.3	Seg.4	Lap Time	km/h	Local Time
Giuseppe Fascicolo								Alessio Deledda							
1								1							
2	18.461	35.287	33.330	23.341	1'50.419P	228,8	18:52'20.540	2	18.793	39.940	34.546	21.479	1'54.758P	202,2	18:52'57.097
3	12.522	32.751	29.195	20.940	1'35.408	235,8	18:53'55.948	3	12.508	32.559	32.311	20.589	1'37.967	236,3	18:54'35.064
4	12.553	32.724	28.779	20.678	1'34.734	235,8	18:55'30.682	4	12.289	32.345	28.584	20.212	1'33.430	235,3	18:56'08.494
5	12.486	32.505	28.971	20.807	1'34.769	237,9	18:57'05.451	5	12.245	32.211	28.819	20.313	1'33.588	235,3	18:57'42.082
6	12.462	32.602	29.015	20.705	1'34.784C	236,8	18:58'40.235	6	12.253	32.514	29.049			235,8	
7	18.437	47.771	38.729			149,6									

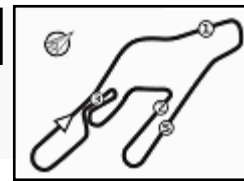
55 Nova Race Events (1'33.386)								99 Tresor Audi Sport Italia (1'37.807)							
Lap	Seg.1	Seg.2	Seg.3	Seg.4	Lap Time	km/h	Local Time	Lap	Seg.1	Seg.2	Seg.3	Seg.4	Lap Time	km/h	Local Time
Vincenzo Scarpetta								Glenn van Berlo							
1								1							
2	18.259	34.937	29.444	20.807	1'43.447P	229,8	18:52'34.360	2	18.135	40.772	31.380	20.803	1'51.090P	185,9	18:52'55.521
3	12.381	32.597	28.568	20.236	1'33.782	236,8	18:54'08.142	3	12.707	32.792	31.981	20.327	1'37.807	235,3	18:54'33.328
4	12.222	32.163	28.653	20.348	1'33.386	236,3	18:55'41.528	4	12.095	31.920	32.969			235,8	
5	12.303	32.305				238,4									

63 VSR (1'32.586)							
Lap	Seg.1	Seg.2	Seg.3	Seg.4	Lap Time	km/h	Local Time
Jacopo Guidetti							
1							
2	16.984	32.377	29.747	20.670	1'39.778P	227,8	18:53'03.311
3	12.058	32.101	29.779	21.561	1'35.499	233,8	18:54'38.810
4	12.001	32.170	28.279	20.136	1'32.586	232,8	18:56'11.396
5	11.943	32.042	28.366	20.305	1'32.656	233,8	18:57'44.052
6	12.076	32.064	28.484			233,3	

66 VSR (1'32.724)							
Lap	Seg.1	Seg.2	Seg.3	Seg.4	Lap Time	km/h	Local Time
Gilles Stadsbader							
1							
2	17.775	33.574	30.278	21.462	1'43.089P	228,8	18:53'12.247
3	12.140	32.150	28.355	20.079	1'32.724	232,3	18:54'44.971
4	12.102	32.040	28.436	20.157	1'32.735	233,3	18:56'17.706
5	12.038	32.045	28.393	20.163	1'32.639C	234,8	18:57'50.345
6	12.025	31.988	33.502			234,3	

75 Double TT Racing (1'32.801)							
Lap	Seg.1	Seg.2	Seg.3	Seg.4	Lap Time	km/h	Local Time
Leonardo Colavita							
1							
2	17.821	38.660	34.201	21.733	1'52.415P	148,8	18:52'04.477
3	12.251	32.542	28.691	20.398	1'33.882	232,3	18:53'38.359
4	12.025	32.079	28.699	20.167	1'32.970	235,8	18:55'11.329
5	12.020	31.966	28.527	20.288	1'32.801	237,9	18:56'44.130
6	12.047	32.594	29.426	20.681	1'34.748	233,8	18:58'18.878
7	12.040	36.827	32.688			188,8	


15/06/2024 P = Pits In/Out - C = Lap Time Cancelled




Vallelunga 4.085 m

ACI Racing Weekend Vallelunga, 15-16 Giugno 2024
Campionato Italiano GT Endurance - Meteo Qualifying 1 GT3
 Session started 18:50 - Session ended 19:00


Air Temperature



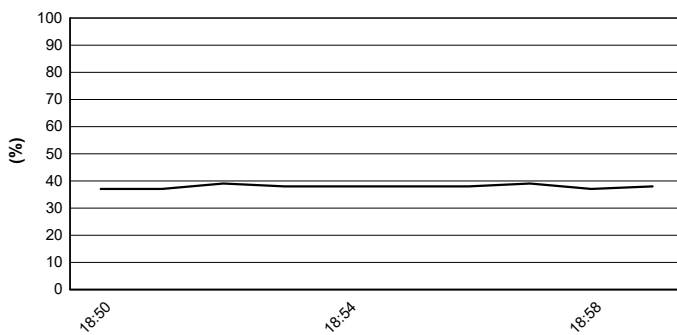
Track Temperature



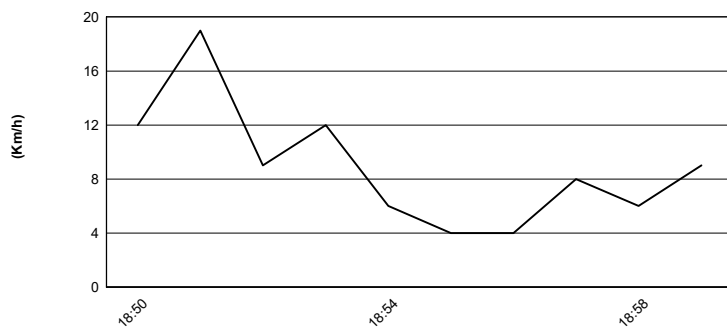
Air Pressure



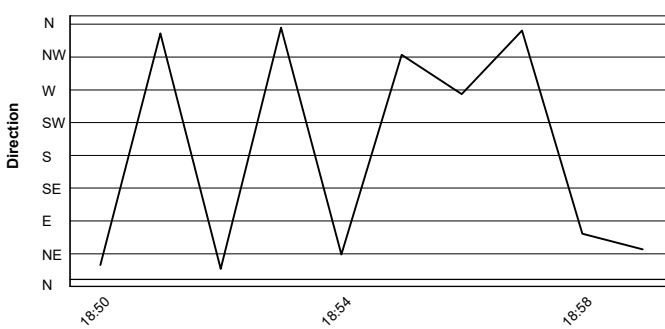
Humidity



Wind Speed



Wind Direction



15/06/2024